


## N5T - UK Roof and Wall Panel



### Product Information

It can be used safely in buildings where fire risk is high and in buildings where maximum fire reaction class is required. With its five-ribbed form, it enables wide openings to be crossed safely. Roof covering with minimum 7% slope. The product, which can be made, provides advantages in fast assembly thanks to its lateral overlapping panel combination. Mineral wool inner filling It offers high acoustic performance thanks to its material.

### Production Plant

UK

### Product Application

- Industrial Buildings
- Military Buildings
- Public Buildings
- Agricultural Buildings
- Sports Facilities
- Construction Site Buildings
- Silos
- Hypermarkets
- Shopping Centers
- Storehouse Halls
- Administrative Buildings

and all other concrete structures with steel or prefabricated load bearing systems.

## Performance Advantages

It has the perfect fire resistance values.

Fast and trouble-free installation saves both time and labor.

It has high performance in sound insulation

Thanks to its colorful surface, there is no need for additional coatings such as plaster or paint.

There are surface paint (Polyester, PvdF, Plastisol, PVC) options suitable for the place of use.

Color selection can be made from the RAL catalogue.

It can be used as a roof covering with a minimum slope of 7%.

## Cross Section



Thickness: 40-50-60-80-100-120-140-160-180-200 mm

<b>Modular Width</b>	1,000 mm
<b>Minimum Length</b>	3 meters
<b>Maximum Length</b>	Depends on transport conditions.

## Mineral Wool Properties

<b>Density (EN 1602)</b>	100 (± 2) kg/m <sup>3</sup> - 120 (± 2) kg/m <sup>3</sup>
<b>Thickness</b>	40-50-60-80-100-120-140-160-180-200 mm
<b>Thermal Conductivity (EN 13165)</b>	0.043 W/mK
<b>Reaction to Fire (EN 13501)</b>	A2-s1,d0

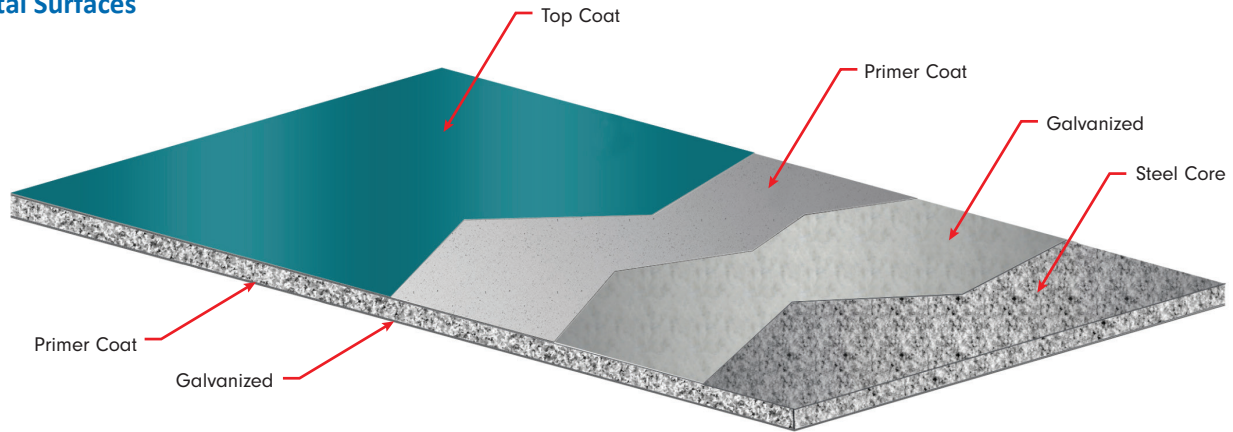
## Thermal Conductivity Table

Panel Thickness	U Thermal Conductivity (W/m <sup>2</sup> K)	R Thermal Resistance (m <sup>2</sup> K/W)	R Thermal Resistance (ft <sup>2</sup> °F h/Btu)
40 mm	0,90	1,117	6,341
50 mm	0,74	1,349	7,661
60 mm	0,63	1,582	8,982
80 mm	0,49	2,047	11,623
100 mm	0,40	2,512	14,264
120 mm	0,34	2,977	16,905
140 mm	0,29	3,442	19,546
160 mm	0,26	3,907	22,187
180 mm	0,23	4,373	24,827
200 mm	0,21	4,838	27,468

According to EN 14509

While every effort has been made to ensure the accuracy of the information provided in this document, Assan Panel and its subsidiaries accept no responsibility for any errors or for content that may be misleading. Any recommendations or descriptions regarding product use or application are offered for general guidance only. Assan Panel and its subsidiaries accept no liability in respect thereof. Assan Panel reserves the right to make changes to this document at any time without prior notice.

### Metal Surfaces



### Prepainted Galvanized Steel Surface

<b>Metal Type</b>	h 8 o
<b>External Facing Thickness</b>	50
<b>Internal Facing Thickness</b>	40
<b>Thickness Tolerance (EN 10143)</b>	V
<b>Steel Quality (EN 10327)</b>	oGrade (S220GD+Z, S250GD+Z, S280GD+Z, S320GD+Z, S350GD+Z)
<b>Paint Type</b>	h h 7 h


### Tolerance Values

Panel Length	Panel Thickness	Panel Cover Width	Rectangularity
If L ≤ 3,000 mm ± 5 mm; If L > 3,000 mm ± 10 mm	D ≤ 100 mm ± 2 mm	± 2 mm for all profiles	s ≤ 0.6% of the nominal cover thickness (w). / (Width x 0.006)

### Standard Package

Thickness (mm)	40	50	60	80	100	120	140	160	180	200
<b>Quantity</b>	20	18	14	10	9	8	7	6	5	4

### Joint Details



While every effort has been made to ensure the accuracy of the information provided in this document, Assan Panel and its subsidiaries accept no responsibility for any errors or for content that may be misleading. Any recommendations or descriptions regarding product use or application are offered for general guidance only. Assan Panel and its subsidiaries accept no liability in respect thereof. Assan Panel reserves the right to make changes to this document at any time without prior notice.



NOVA 5 (MW) WALL PANEL LOAD SPAN TABLE

Core Thickness (mm)	Load Type kN/m <sup>2</sup>	Span length (L) (m)															
		1.25	1.50	1.75	2.00	2.25	2.50	2.75	3.00	3.25	3.50	3.75	4.00	4.25	4.50	4.75	5.00
SINGLE SPAN	a (mm)	40	40	40	40	40	40	40	40	40	40	40	40	40	40	40	40
	Pressure (kN/m <sup>2</sup> )	2.13	1.66	1.36	1.15	1.15	0.90	0.81	0.73	0.67	0.61	0.57	0.53	0.49	0.46	0.44	0.41
	Suction (kN/m <sup>2</sup> )	-2.47	-1.93	-1.58	-1.34	-1.16	-1.02	-0.93	-0.82	-0.70	-0.60	-0.52	-0.45	-0.40	-0.36	-0.32	-0.29
	b (mm)	75	69	65	63	61	61	60	60	60	60	60	60	60	60	60	60
	a (mm)	40	40	40	40	40	40	40	40	40	40	40	40	40	40	40	40
	Pressure (kN/m <sup>2</sup> )	2.72	2.14	1.76	1.49	1.30	1.15	1.03	0.95	0.87	0.80	0.74	0.69	0.64	0.60	0.57	0.54
	Suction (kN/m <sup>2</sup> )	-3.02	-2.37	-1.95	-1.66	-1.44	-1.27	-1.14	-0.97	-0.82	-0.71	-0.61	-0.54	-0.48	-0.42	-0.38	-0.34
	b (mm)	96	90	86	83	81	81	80	80	80	80	80	80	80	80	80	80
	a (mm)	40	40	40	40	40	40	40	40	40	40	40	40	40	40	40	40
	Pressure (kN/m <sup>2</sup> )	3.27	2.58	2.13	1.82	1.58	1.40	1.26	1.14	1.04	0.97	0.90	0.84	0.79	0.74	0.70	0.66
	Suction (kN/m <sup>2</sup> )	-3.54	-2.80	-2.31	-1.97	-1.71	-1.52	-1.33	-1.11	-0.95	-0.82	-0.71	-0.62	-0.55	-0.49	-0.44	-0.40
	b (mm)	116	109	105	102	99	97	97	96	96	96	96	96	96	96	96	96
a (mm)	40	40	40	40	40	40	40	40	40	40	40	40	40	40	40	40	
Pressure (kN/m <sup>2</sup> )	4.33	3.44	2.86	2.44	2.13	1.89	1.70	1.54	1.41	1.30	1.21	1.13	1.05	1.05	0.95	0.90	
Suction (kN/m <sup>2</sup> )	-4.55	-3.62	-3.00	-2.57	-2.24	-1.99	-1.68	-1.41	-1.20	-1.03	-0.90	-0.79	-0.70	-0.62	-0.56	-0.50	
b (mm)	134	126	121	117	114	111	109	107	106	105	104	103	102	101	100	99	
a (mm)	60	55	53	52	51	51	50	50	50	49	49	49	49	49	48	48	
Pressure (kN/m <sup>2</sup> )	5.34	4.27	3.55	3.04	2.66	2.37	2.13	1.93	1.77	1.64	1.52	1.42	1.33	1.25	1.18	1.12	
Suction (kN/m <sup>2</sup> )	-5.53	-4.42	-3.69	-3.16	-2.76	-2.45	-2.04	-1.71	-1.45	-1.25	-1.09	-0.96	-0.85	-0.76	-0.68	-0.61	
b (mm)	152	143	138	134	131	128	126	124	123	122	121	120	119	118	117	116	
a (mm)	80	75	72	69	68	66	65	64	63	62	62	62	61	61	61	60	
Pressure (kN/m <sup>2</sup> )	6.32	5.07	4.24	3.64	3.18	2.83	2.55	2.32	2.13	1.96	1.82	1.70	1.60	1.50	1.42	1.34	
Suction (kN/m <sup>2</sup> )	-6.50	-5.22	-4.36	-3.74	-3.27	-2.91	-2.40	-2.01	-1.71	-1.47	-1.28	-1.12	-1.02	-0.89	-0.80	-0.72	
b (mm)	169	159	154	150	147	144	142	141	140	139	138	137	136	135	134	133	
a (mm)	109	104	100	98	96	94	93	92	91	90	90	89	89	88	88	88	
Pressure (kN/m <sup>2</sup> )	7.76	6.26	5.24	4.51	3.96	3.52	3.18	2.89	2.65	2.45	2.28	2.13	1.99	1.88	1.77	1.68	
Suction (kN/m <sup>2</sup> )	-7.92	-6.38	-5.35	-4.60	-4.04	-3.57	-2.94	-2.47	-2.10	-1.81	-1.57	-1.38	-1.22	-1.09	-0.99	-0.89	
b (mm)	184	174	169	165	162	160	158	157	156	155	154	153	152	151	150	149	
a (mm)	129	123	120	117	115	113	112	111	110	109	109	108	108	107	107	106	
Pressure (kN/m <sup>2</sup> )	8.71	7.04	5.91	5.09	4.47	3.98	3.59	3.27	3.00	2.77	2.58	2.41	2.26	2.13	2.01	1.90	
Suction (kN/m <sup>2</sup> )	-8.86	-7.16	-6.00	-5.17	-4.54	-4.01	-3.30	-2.77	-2.36	-2.03	-1.76	-1.55	-1.37	-1.22	-1.10	-1.10	
b (mm)	200	189	184	180	177	174	172	171	170	169	168	167	166	165	164	163	

Core Thickness (mm)	Load Type kN/m <sup>2</sup>	Span length (m)															
		1.25	1.50	1.75	2.00	2.25	2.50	2.75	3.00	3.25	3.50	3.75	4.00	4.25	4.50	4.75	5.00
DOUBLE SPAN	a (mm)	40	40	40	40	40	40	40	40	40	40	40	40	40	40	40	40
	Pressure (kN/m <sup>2</sup> )	2.13	1.66	1.36	1.15	1.15	0.90	0.82	0.44	0.31	0.23	0.17	0.13	0.10	0.08	0.06	0.05
	Suction (kN/m <sup>2</sup> )	-2.47	-1.93	-1.58	-1.34	-1.16	-1.02	-0.93	-0.82	-0.70	-0.60	-0.52	-0.45	-0.40	-0.36	-0.32	-0.29
	b (mm)	75	69	65	63	61	61	60	60	60	60	60	60	60	60	60	60
	a (mm)	40	40	40	40	40	40	40	40	40	40	40	40	40	40	40	40
	Pressure (kN/m <sup>2</sup> )	2.72	2.14	1.76	1.49	1.30	1.02	0.76	0.53	0.38	0.27	0.20	0.15	0.12	0.09	0.07	0.06
	Suction (kN/m <sup>2</sup> )	-3.02	-2.37	-1.95	-1.66	-1.44	-1.27	-1.14	-0.97	-0.82	-0.71	-0.61	-0.54	-0.48	-0.42	-0.38	-0.34
	b (mm)	96	90	86	83	81	81	80	80	80	80	80	80	80	80	80	80
	a (mm)	43	40	40	40	40	40	40	40	40	40	40	40	40	40	40	40
	Pressure (kN/m <sup>2</sup> )	3.27	2.58	2.13	1.82	1.58	1.28	0.93	0.64	0.45	0.33	0.24	0.18	0.14	0.11	0.08	0.06
	Suction (kN/m <sup>2</sup> )	-3.54	-2.79	-2.31	-1.97	-1.71	-1.47	-1.26	-1.11	-0.95	-0.82	-0.71	-0.62	-0.55	-0.49	-0.44	-0.40
	b (mm)	116	109	105	102	99	87	68	60	60	60	60	60	60	60	60	60
a (mm)	54	52	50	48	46	45	40	40	40	40	40	40	40	40	40	40	
Pressure (kN/m <sup>2</sup> )	4.33	3.44	2.86	2.44	2.13	1.89	1.24	0.94	0.66	0.47	0.35	0.26	0.19	0.15	0.11	0.09	
Suction (kN/m <sup>2</sup> )	-4.55	-3.62	-2.99	-2.43	-2.02	-1.72	-1.49	-1.31	-1.16	-1.03	-0.90	-0.79	-0.70	-0.62	-0.56	-0.50	
b (mm)	155	147	142	137	135	132	89	75	61	60	60	60	60	60	60	60	
a (mm)	66	63	61	59	57	55	47	40	40	40	40	40	40	40	40	40	
Pressure (kN/m <sup>2</sup> )	5.34	4.27	3.55	3.04	2.66	2.37	1.78	1.18	0.92	0.66	0.49	0.36	0.27	0.21	0.16	0.12	
Suction (kN/m <sup>2</sup> )	-5.53	-4.33	-3.39	-2.75	-2.26	-1.96	-1.70	-1.50	-1.33	-1.20	-1.08	-0.96	-0.85	-0.76	-0.68	-0.61	
b (mm)	194	185	179	174	171	169	136	93	81	66	60	60	60	60	60	60	
a (mm)	80	75	72	70	67	66	62	48	40	40	40	40	40	40	40	40	
Pressure (kN/m <sup>2</sup> )	6.32	5.07	4.24	3.64	3.18	2.83	2.42	1.63	1.11	0.89	0.66	0.49	0.37	0.28	0.22	0.17	
Suction (kN/m <sup>2</sup> )	-6.40	-4.80	-3.77	-3.06	-2.56	-2.19	-1.90	-1.67	-1.49	-1.34	-1.21	-1.11	-1.01	-0.89	-0.80	-0.72	
b (mm)	234	225	218	214	210	207	193	135	96	85	71	60	60	60	60	60	
a (mm)	109	104	100	98	90	84	79	70	55	45	41	40	40	40	40	40	
Pressure (kN/m <sup>2</sup> )	7.76	6.26	5.24	4.51	3.80	3.27	2.85	2.43	1.69	1.19	0.97	0.73	0.55	0.42	0.33	0.25	
Suction (kN/m <sup>2</sup> )	-7.25	-5.47	-4.31	-3.51	-2.93	-2.51	-2.18	-1.92	-1.71	-1.54	-1.40	-1.28	-1.17	-1.08	-0.99	-0.89	
b (mm)	293	283	276	271	266	263	232	214	155	112	98	83	70	60	60	60	
a (mm)	129	123	119	109	101	94	89	84	67	54	45	42	40	40	40	40	
Pressure (kN/m <sup>2</sup> )	8.71	7.04	5.88	4.85	4.10	3.52	3.08	2.72	2.14	1.52	1.09	0.91	0.69	0.53	0.41	0.32	
Suction (kN/m <sup>2</sup> )	-7.79	-5.89	-4.65	-3.79	-3.17	-2.72	-2.36	-2.08	-1.85	-1.67	-1.51	-1.38	-1.27	-1.17	-1.09	-1.09	
b (mm)	332	321	313	293	278	264	253	243	203	150	110	100	84	72	62	60	

Core Thickness (mm)	Load Type kN/m <sup>2</sup>	Span length (m)															
		1.25	1.50	1.75	2.00	2.25	2.50	2.75	3.00	3.25	3.50	3.75	4.00	4.25	4.50	4.75	5.00
TRIPLE SPAN	a (mm)	40	40	40	40	40	40	40	40	40	40	40	40	40	40	40	40
	Pressure (kN/m <sup>2</sup> )	2.13	1.66	1.36	1.15	1.15	0.90	0.81	0.73	0.67	0.61	0.55	0.46	0.40	0.34	0.30	0.27
	Suction (kN/m <sup>2</sup> )	-2.47	-1.93	-1.58	-1.34	-1.16	-1.02	-0.93	-0.82	-0.70	-0.60	-0.52	-0.45	-0.40	-0.36	-0.32	-0.29
	b (mm)	75	69	65	63	61	61	60	60	60	60	60	60	60	60	60	60
	a (mm)	40	40	40	40	40	40	40	40	40	40	40	40	40	40	40	40
	Pressure (kN/m <sup>2</sup> )	2.72	2.14	1.76	1.49	1.30	1.15	1.03	0.95	0.87	0.75	0.62	0.53	0.45	0.39	0.34	0.30
	Suction (kN/m <sup>2</sup> )	-3.02	-2.37	-1.95	-1.66	-1.44	-1.27	-1.14	-0.97	-0.82	-0.71	-0.61	-0.54	-0.48	-0.42	-0.38	-0.34
	b (mm)	96	90	86	83	81	79	78	78	78	78	78	78	78	78	78	78
	a (mm)	44	41	40	40	40	40	40	40	40	40	40	40	40	40	40	40
	Pressure (kN/m <sup>2</sup> )	3.27	2.58	2.13	1.82	1.58	1.40	1.26	1.14	1.04	0.97	0.90	0.84	0.79	0.74	0.70	0.66
	Suction (kN/m <sup>2</sup> )	-3.54	-2.79	-2.31	-1.97	-1.71	-1.52	-1.33	-1.11	-0.95	-0.82	-0.71	-0.62	-0.55	-0.49	-0.44	-0.40
	b (mm)	116	109	105	102	99	97	96	95	95	95	95	95	95	95	95	95