


WDT - UK Wall Panel



Product Description

In addition to the durable attachment it provides with double-sided tongue-in-groove sections, the fast assembly capability makes these panels. Generally produced in micro-pressed form to achieve an aesthetic appearance for walls. The ability to use them both laterally and vertically provides assembly flexibility and good solutions for designers.

Production Location

UK

Product Application

- Industrial Buildings
- Military Buildings
- Public Buildings
- Agricultural Buildings
- Sports Facilities
- Construction Site Buildings
- Silos
- Hypermarkets
- Shopping Centers
- Storehouse Halls
- Administrative Buildings

and all other concrete structures with steel or prefabricated load bearing systems.

While every effort has been made to ensure the accuracy of the information provided in this document, Assan Panel and its subsidiaries accept no responsibility for any errors or for content that may be misleading. Any recommendations or descriptions regarding product use or application are offered for general guidance only. Assan Panel and its subsidiaries accept no liability in respect thereof. Assan Panel reserves the right to make changes to this document at any time without prior notice.

Performance Advantages

- Has perfect fire resistance values.
- Fast and problem-free assembly saves time and labor.
- High performance in both thermal insulation and sound insulation.
- The colorful surface eliminates the need for additional coatings like plaster and paint.
- Color options available in the RAL catalogue.
- Surface paint options available according to application (Polyester, PvdF, Plastisol, PVC).
- Applicable both laterally and vertically.
- The fastening elements being concealed provides visual advantage on walls.
- High sound insulation performance.

Cross Section



Thickness: 40-50-60-80-100-120-140-160-180-200 mm

Modular Width	1,000 mm
Minimum Length	2 meters
Maximum Length	Depends on transport conditions.

Mineral Wool Properties

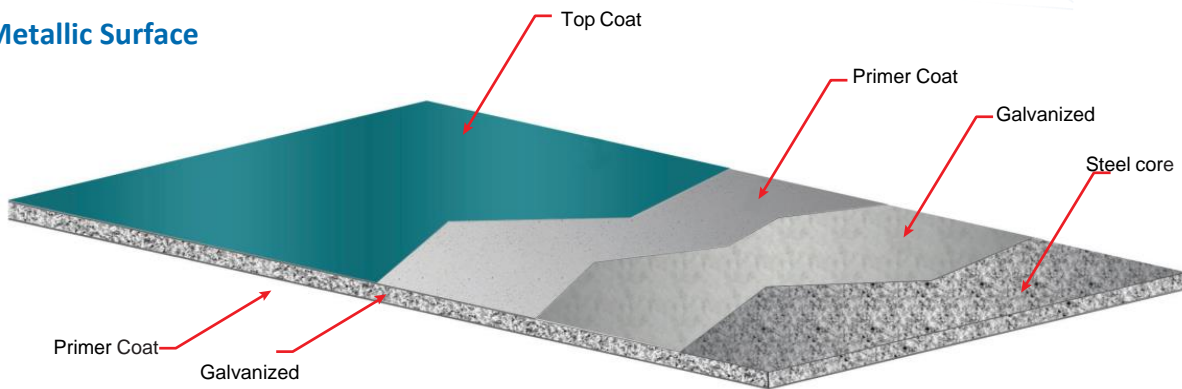
Density (EN 1602)	100 (±2) kg/m ³ - 120 (±2) kg/m ³ - 150 (±2) kg/m ³
Thickness	40-50-60-80-100-120-140-160-180-200 mm
Thermal Conductivity (EN 13165)	0.043 W/mK
Reaction to Fire (13501)	A2-s1,d0

Thermal Conductivity Table

Panel Thickness	U Thermal Conductivity (W/m ² K)	R Thermal Resistance (m ² K/W)	R Thermal Resistance (ft ² °F h/Btu)
40 mm	1,13	1,100	6,247
50 mm	0,93	1,330	7,568
60 mm	0,79	1,570	8,888
80 mm	0,61	2,030	11,529
100 mm	0,50	2,500	14,170
120 mm	0,42	2,960	16,811
140 mm	0,36	3,430	19,452
160 mm	0,32	3,890	22,093
180 mm	0,29	4,360	24,734
200 mm	0,26	4,820	27,375

According to EN 14509

Metallic Surface



Prepainted Galvanized Steel Surface

Metal Type	h 8 o
External Facing Thickness	50
Internal Facing Thickness	40
Thickness Tolerance (EN 10143)	V
Steel Quality (EN 10327)	S Grade (S220GD+Z, S250GD+Z, S280GD+Z, S320GD+Z, S350GD+Z)
Paint Type	h h 7 h


Tolerance Values

Panel Length	Panel Thickness	Panel Cover Width	Rectangularity
If L ≤ 3,000 mm ± 5 mm; If L > 3,000 mm ± 10 mm	D ≤ 100 mm ± 2 mm	± 2 mm for all profiles	s ≤ 0.6% of the nominal cover thickness (w). / (Width x 0.006)

Standard Package

Thickness (mm)	40	50	60	80	100	120	140	160	180	200
Quantity	24	20	18	14	10	8	7	6	5	4

Joint Details



WDT WALL (MW) PANEL LOAD SPAN TABLE

Core Thickness (mm)	Load Type kN/m ²	Span length (L) (m)															
		1.25	1.50	1.75	2.00	2.25	2.50	2.75	3.00	3.25	3.50	3.75	4.00	4.25	4.50	4.75	5.00
SINGLE SPAN 	a (mm)	40	40	40	40	40	40	40	40	40	40	40	40	40	40	40	40
	Pressure (kN/m ²)	1.64	1.37	1.17	1.02	0.92	0.83	0.75	0.69	0.63	0.58	0.48	0.42	-	-	-	-
	Suction (kN/m ²)	-1.64	-1.37	-1.17	-1.02	-0.92	-0.83	-0.70	-0.58	-0.50	-0.43	-0.35	-0.21	-	-	-	-
	b (mm)	40	40	40	40	40	40	40	40	40	40	40	40	40	40	40	40
	a (mm)	40	40	40	40	40	40	40	40	40	40	40	40	40	40	40	40
	Pressure (kN/m ²)	2.07	1.72	1.47	1.29	1.15	1.03	0.95	0.87	0.80	0.70	0.61	0.53	-	-	-	-
	Suction (kN/m ²)	-2.07	-1.72	-1.48	-1.29	-1.15	-1.03	-0.88	-0.74	-0.63	-0.54	-0.47	-0.41	-	-	-	-
	b (mm)	40	40	40	40	40	40	40	40	40	40	40	40	40	40	40	40
	a (mm)	2.49	2.08	1.78	1.56	1.38	1.24	1.13	1.04	0.97	0.84	0.73	0.64	0.57	0.51	0.46	0.41
	Suction (kN/m ²)	-2.50	-2.08	-1.78	-1.56	-1.38	-1.24	-1.05	-0.89	-0.76	-0.65	-0.57	-0.50	-0.44	-0.39	-0.35	-0.32
	b (mm)	80	80	80	80	80	80	80	80	80	80	80	80	80	80	80	80
	a (mm)	2.92	2.43	2.08	1.82	1.62	1.46	1.32	1.21	1.12	0.99	0.86	0.76	0.67	0.60	0.53	0.48
Suction (kN/m ²)	-2.92	-2.43	-2.09	-1.82	-1.62	-1.46	-1.23	-1.03	-0.89	-0.76	-0.66	-0.58	-0.52	-0.46	-0.41	-0.37	
b (mm)	40	40	40	40	40	40	40	40	40	40	40	40	40	40	40	40	
a (mm)	3.35	2.79	2.39	2.09	1.86	1.67	1.52	1.39	1.28	1.12	0.99	0.87	0.77	0.68	0.61	0.55	
Suction (kN/m ²)	-3.35	-2.79	-2.39	-2.09	-1.86	-1.67	-1.41	-1.18	-1.01	-0.88	-0.76	-0.67	-0.59	-0.53	-0.47	-0.43	
b (mm)	45	45	45	45	45	45	45	45	45	42	40	40	40	40	40	40	
a (mm)	4.20	3.50	3.00	2.62	2.33	2.10	1.91	1.75	1.61	1.41	1.23	1.08	0.96	0.86	0.77	0.69	
Suction (kN/m ²)	-4.20	-3.50	-3.00	-2.62	-2.33	-2.10	-1.77	-1.48	-1.28	-1.09	-0.96	-0.84	-0.74	-0.66	-0.60	-0.54	
b (mm)	54	54	54	54	54	54	54	54	54	51	48	45	42	40	40	40	
a (mm)	5.06	4.21	3.61	3.16	2.81	2.52	2.29	2.10	1.94	1.70	1.48	1.30	1.15	1.02	0.90	0.84	
Suction (kN/m ²)	-5.06	-4.21	-3.61	-3.16	-2.81	-2.53	-2.13	-1.79	-1.52	-1.31	-1.14	-1.00	-0.90	-0.80	-0.72	-0.65	
b (mm)	80	80	80	80	80	80	80	80	80	72	64	57	53	50	47	45	
a (mm)	6.33	5.28	4.52	3.96	3.52	3.16	2.88	2.64	2.43	2.13	1.85	1.63	1.44	1.28	1.15	1.04	
Suction (kN/m ²)	-6.33	-5.28	-4.52	-3.96	-3.52	-3.17	-2.67	-2.24	-1.91	-1.64	-1.43	-1.26	-1.11	-1.01	-0.90	-0.81	
b (mm)	97	97	97	97	97	97	97	97	97	88	79	71	64	58	53	51	
a (mm)	7.19	5.99	5.13	4.49	3.99	3.59	3.26	2.99	2.76	2.41	2.10	1.85	1.63	1.46	1.31	1.18	
Suction (kN/m ²)	-7.19	-5.99	-5.13	-4.49	-3.99	-3.59	-3.03	-2.54	-2.17	-1.87	-1.62	-1.43	-1.26	-1.13	-1.01	-0.92	
b (mm)	269	270	270	270	270	270	269	268	197	147	111	99	84	73	64	60	

Core Thickness (mm)	Load Type kN/m ²	Span length (L) (m)															
		1.25	1.50	1.75	2.00	2.25	2.50	2.75	3.00	3.25	3.50	3.75	4.00	4.25	4.50	4.75	5.00
DOUBLE SPAN 	a (mm)	40	40	40	40	40	40	40	40	40	40	40	40	40	40	40	40
	Pressure (kN/m ²)	1.64	1.37	1.17	1.02	0.94	0.86	0.78	0.72	0.66	0.60	0.54	0.48	0.42	0.36	0.30	0.24
	Suction (kN/m ²)	-1.64	-1.37	-0.99	-0.64	-0.40	-0.27	-0.14	-0.08	-	-	-	-	-	-	-	-
	b (mm)	60	60	60	60	60	60	60	60	60	60	60	60	60	60	60	60
	a (mm)	40	40	40	40	40	40	40	40	40	40	40	40	40	40	40	40
	Pressure (kN/m ²)	2.07	1.72	1.48	1.48	0.63	0.41	0.28	0.20	-	-	-	-	-	-	-	-
	Suction (kN/m ²)	-2.07	-1.72	-1.48	-0.91	-0.50	-0.28	-0.16	-0.08	-	-	-	-	-	-	-	-
	b (mm)	73	73	73	60	60	60	60	60	60	60	60	60	60	60	60	60
	a (mm)	40	40	40	40	40	40	40	40	40	40	40	40	40	40	40	40
	Pressure (kN/m ²)	2.49	2.08	1.78	1.35	0.91	0.60	0.41	0.29	0.21	-	-	-	-	-	-	-
	Suction (kN/m ²)	-2.49	-2.08	-1.78	-1.28	-0.81	-0.47	-0.28	-0.16	-0.09	-	-	-	-	-	-	-
	b (mm)	87	88	88	74	60	60	60	60	60	60	60	60	60	60	60	60
a (mm)	40	40	40	40	40	40	40	40	40	40	40	40	40	40	40	40	
Pressure (kN/m ²)	2.92	2.43	2.08	1.82	1.14	0.58	0.40	0.29	0.21	0.16	0.14	0.12	0.10	0.08	0.07	0.06	
Suction (kN/m ²)	-2.92	-2.43	-2.09	-1.82	-1.03	-0.71	-0.43	-0.27	-0.18	-0.09	-	-	-	-	-	-	
b (mm)	103	102	103	102	68	60	60	60	60	60	60	60	60	60	60	60	
a (mm)	45	44	43	41	40	40	40	40	40	40	40	40	40	40	40	40	
Pressure (kN/m ²)	3.35	2.79	2.39	2.09	1.53	1.53	0.74	0.52	0.38	0.28	0.21	-	-	-	-	-	
Suction (kN/m ²)	-3.35	-2.79	-2.39	-2.09	-1.47	-0.99	-0.62	-0.39	-0.25	-0.15	-0.09	-	-	-	-	-	
b (mm)	118	118	118	118	93	67	60	60	60	60	60	60	60	60	60	60	
a (mm)	55	54	53	51	50	40	40	40	40	40	40	40	40	40	40	40	
Pressure (kN/m ²)	4.20	3.50	3.00	2.62	2.33	1.58	1.05	0.82	0.59	0.44	0.33	0.26	-	-	-	-	
Suction (kN/m ²)	-4.20	-3.50	-3.00	-2.62	-2.33	-1.53	-1.53	-0.70	-0.47	-0.31	-0.21	-0.13	-	-	-	-	
b (mm)	148	148	148	147	147	105	77	68	60	60	60	60	60	60	60	60	
a (mm)	65	64	63	62	60	55	44	40	40	40	40	40	40	40	40	40	
Pressure (kN/m ²)	5.06	4.21	3.61	3.16	2.81	2.52	1.58	1.07	0.86	0.64	0.48	0.37	0.29	0.23	0.20	0.18	
Suction (kN/m ²)	-5.06	-4.21	-3.61	-3.16	-2.81	-2.39	-1.50	-1.50	-0.75	-0.51	-0.35	-0.24	-0.17	-0.11	-	-	
b (mm)	182	182	182	182	182	165	116	96	76	64	60	60	60	60	60	60	
a (mm)	80	80	80	80	80	65	52	43	40	40	40	40	40	40	40	40	
Pressure (kN/m ²)	6.33	5.28	4.52	3.96	3.52	3.16	2.50	1.74	1.24	1.00	0.76	0.59	0.46	0.37	0.29	0.24	
Suction (kN/m ²)	-6.33	-5.28	-4.52	-3.96	-3.52	-3.16	-2.50	-1.71	-1.13	-0.90	-0.64	-0.46	-0.33	-0.24	-0.17	-0.12	
b (mm)	235	235	235	235	235	234	201	146	107	94	79	69	60	60	60	60	
a (mm)	97	97	97	97	97	97	96	65	53	44	41	40	40	40	40	40	
Pressure (kN/m ²)	7.18	5.99	5.13	4.49	3.99	3.59	3.23	2.26	1.81	1.18	0.98	0.75	0.59	0.47	0.38	0.31	
Suction (kN/m ²)	-7.18	-5.99	-5.13	-4.49	-3.99	-3.59	-3.03	-2.31	-1.57	-1.06	-0.87	-0.63	-0.46	-0.34	-0.25	-0.18	
b (mm)	269	270	270	270	270	269	268	197	147	111	99	84	73	64	60	60	

Core Thickness (mm)	Load Type kN/m ²	Span length (L) (m)															
		1.25	1.50	1.75	2.00	2.25	2.50	2.75	3.00	3.25	3.50	3.75	4.00	4.25	4.50	4.75	5.00
TRIPLE SPAN 	a (mm)	40	40	40	40	40	40	40	40	40	40	40	40	40	40	40	40
	Pressure (kN/m ²)	1.64	1.37	1.17	1.02	0.92	0.73	0.59	0.48	0.40	0.34	0.29	0.25	0.22	0.19	0.17	0.15
	Suction (kN/m ²)	-1.64	-1.37	-1.17	-1.02	-0.92	-0.75	-0.59	-0.48	-0.40	-0.34	-0.29	-0.25	-0.22	-0.19	-0.17	-0.15
	b (mm)	60	60	60	60	60	60	60	60	60	60	60	60	60	60	60	60
	a (mm)	40	40	40	40	40	40	40	40	40	40	40	40	40	40	40	40
	Pressure (kN/m ²)	2.07	1.72	1.48	1.29	1.15	0.96	0.77	0.62	0.52	0.44	0.38	0.32	0.28	0.25	0.22	0.20
	Suction (kN/m ²)	-2.07	-1.72	-1.48	-1.29	-1.15	-1.15	-0.78	-0.63	-0.52	-0.44	-0.37	-0.32	-0.28	-0.25	-0.22	-0.20
	b (mm)	73	73	73	73	67	60	60	60	60	60	60	60	60	60	60	60
	a (mm)	40	40	40	40	40	40	40	40	40	40	40	40	40	40	40	40
	Pressure (kN/m ²)	2.49	2.08	1.78	1.56	1.38	1.13	0.96	0.78	0.64	0.54	0.46	0.40	0.35	0.31	0.27	0.24
	Suction (kN/m ²)	-2.49	-2.08	-1.78	-1.56	-1.38	-1.16	-0.99	-0.80	-0.66	-0.55	-0.47	-0.40	-0.35	-0.31	-0.27	-0.24
	b (mm)	87	88	88	88	87	78	72	62	60	60	60	60	60	60	60	60
a (mm)	40	40	40	40	40	40	40	40	40	40	40	40	40	40	40	40	
Pressure (kN/m ²)	2.92	2.4															